

A FOCUS ON RESIDENTIAL


Whether it be luxury homes, high-rise apartments or affordable housing, we have extensive experience and an award-winning track record delivering bespoke residential MEP services in London and other large cities across the UK.

We also design, install and maintain MEP for specialist accommodation such as dementia, extra care and NHS key worker facilities.

OUR EXPERIENCE



**High-rise
multi-storey**



New build



**Change
of use**



**Heritage
buildings**




**Grade
I & II**



**City centre
locations**




**Restricted
access**



**Energy efficient
services**



**High specification
fittings**



**Ongoing
maintenance**

DESIGN

In-house BIM Level 2 and COBie operations for interiors, exteriors, receptions, communal areas, leisure facilities and integrated mixed-use spaces.

LIVE ENVIRONMENTS

Strong experience working around pedestrians in high footfall locations and venues with little on-site storage.

DISRUPTION

Minimised using G&H Engineering Services to build plantrooms, risers, CHP systems and pipework offsite wherever possible.





Lu2on Union, Luton
[Read more >](#)

Lu2on Union Phase 1

401

Apartments delivered
 in just 12 months

4 G&H

divisions provided
 integrated services

Bespoke project management structure used

150+

engineers on-site

Delivered during
Covid-19



G&H, who were the appointed MEP contractor, offered a very hands on approach from the outset and performed well under challenges encountered by all during the ongoing Covid pandemic.

“JJ Rhatigan has worked with G&H before so we utilised our previous working experiences and lessons learnt to stream line the MEP installation on Phase 1.”

Hylton Foster,
 MEP lead at Lu2on Union, JJ Rhatigan,



Hudson Quarter, York
[Read more >](#)



No. 26, East Croydon
[Read more >](#)



Britannia Point, London
[Read more >](#)

